

Castle Hill Primary School: Data Headlines 2024-2025

Statutory Assessments Report

Academic Year

2024-2025

Settings

Print

Castle Hill Primary School

Key Results - 2024-2025







Assessment	Statistic	Cohort	School Result	National Comparison	National Result	School Percentile Rank
KS2 Reading, Writing & Maths combined	% of pupils achieving the expected standard	31	61%	Below	62%	48th
KS2 Reading, Writing & Maths combined	% of pupils achieving the higher standard	31	10%	At or above	8%	67th
Multiplication Tables Check (MTC)	% of pupils scoring full marks (25/25)	31	20%	Below (significant)	~ 38%	19th
Phonics Screening Check	% of pupils passing in Year 1	30	87%	At or above	80%	70th
Early Years Foundation Stage	% of pupils achieving a Good Level of Development	30	77%	At or above	~ 69%	77th

Please note that some school results may vary from official statistics. This can happen if Insight doesn't have data for all pupils. For example, data will be missing for a pupil who left school before you started using Insight.

Override any school results by clicking them, then enter the correct data from another source, such as ASP.

Go to detailed results: [KS2](#) [MTC](#) [KS1](#) [Phonics](#) [EYFS](#)

Legend

-  Above national (statistically significant)
-  At or above national
-  Below national
-  Below national (statistically significant)
-  Missing data
-  Estimated national